

Planning Services
Development Management
Monthly Performance Management Statistics
1 January 2020 to 31 March 2020

Pre-application

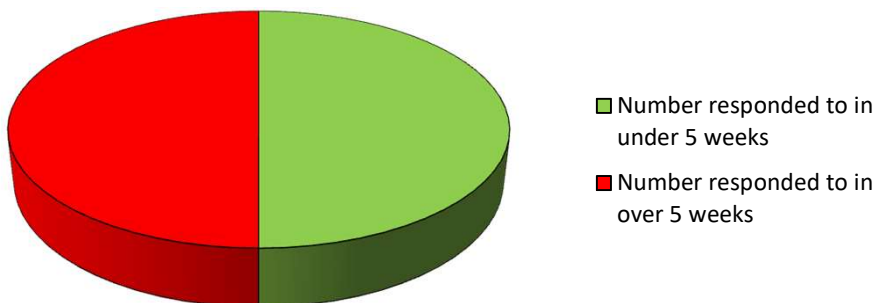
1 Total number of pre-application advice requests received

Number of mineral enquiries received	1
Number of waste enquiries received	1
Number of county council development enquiries received	12
Total number received	14

1 Percentage of pre-application advice requests responded to within 5 weeks

Number responded to in under 5 weeks	9
Number responded to in over 5 weeks	9
Total Number responded to	18
Percentage responded to within 5 weeks	50.00%

1.2 Percentage of pre-application advice requests responded to within 5 weeks



Planning Applications Received

2.1(a) Total number of planning applications received by type

Number of minor applications received	5
Number of major applications received	11
Number of EIA applications received	1
Number of ROMP applications received	0
Number of other applications received	3
Total number received	20

2.1(b) Total workload received

Number of applications received	20
Number of Screening Opinion requests received	1
Number of Scoping Opinion requests received	0
Number of submissions under condition received	28
Total workload received	49

Decision Making

3 Percentage minor applications determined on target

3.1a) Percentage minor applications determined within statutory period

Number of applications determined within 8 weeks	7
Number of applications not determined within 8 weeks	0
Total number determined	7

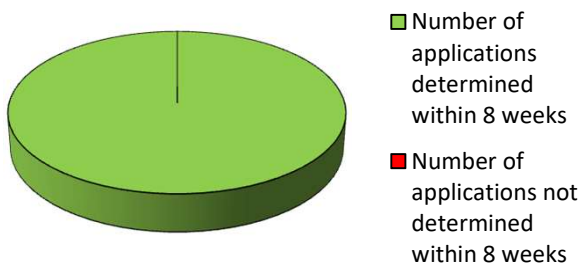
Percentage determined within statutory period **100.00%**

3.1b) Percentage minor applications determined within agreed extended period

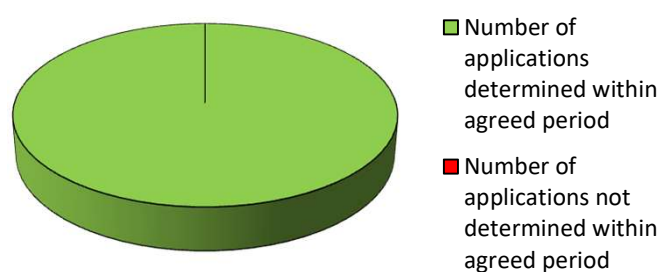
Number of applications determined within agreed period	1
Number of applications not determined within agreed period	0
Total number determined	1

Percentage determined within agreed extended period **100.00%**

3.1a) Percentage minor applications determined within statutory period



3.1b) Percentage minor applications determined within agreed extended period

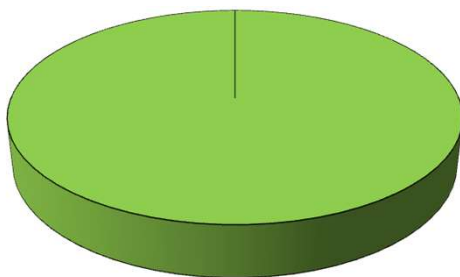


3.1c) Percentage all minor applications determined on target

Total number of minor applications determined on target	7
Total number of minor applications not determined on target	0
Total number determined	7

Percentage determined on target 100.00%

3.1c) Percentage all minor applications determined on target



- Total number of minor applications determined on target
- Total number of minor applications not determined on target

3 Percentage major applications determined on target

3.2a) Percentage major applications determined within statutory period

Number of applications determined within 13 weeks	7
Number of applications not determined in 13 weeks	0
Total number determined	7

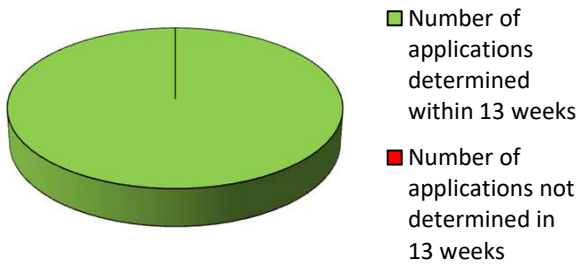
Percentage determined within 13 weeks 100.00%

3.2b) Percentage major applications determined within agreed extended period

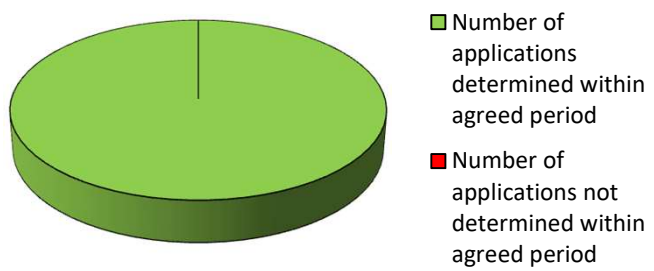
Number of applications determined within agreed period	7
Number of applications not determined within agreed period	0
Total number determined	7

Percentage determined within agreed extended period 100.00%

3.2a) Percentage major applications determined within statutory period



3.2b) Percentage major applications determined within agreed extended period



3.2c) Percentage all major applications determined on target

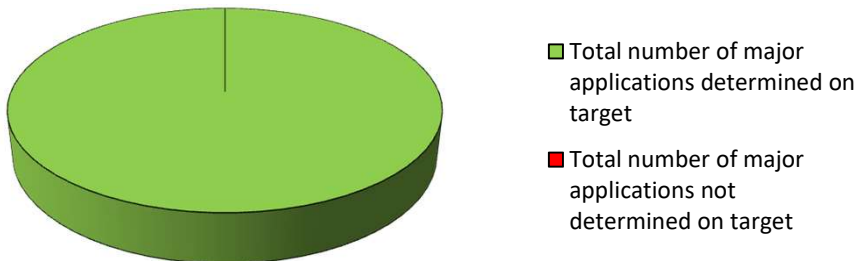
Total number of major applications determined on target
Total number of major applications not determined on target
Total number determined

7
0
7

Percentage determined on target

100.00%

3.2c) Percentage all major applications determined on target



3 Percentage EIA applications determined on target

3.3a) Percentage EIA applications determined within statutory period

Number of applications determined within 16 weeks
Number of applications not determined within 16 weeks
Total number determined

0
0
0

Percentage determined within 16 weeks

Null

3.3b) Percentage EIA applications determined within agreed extended period

Number of applications determined within agreed period	0
Number of applications not determined within agreed period	0
Total number determined	0

Percentage determined within agreed extended period **Null**

3.3a) Percentage EIA applications determined within statutory period

3.2b) Percentage major applications determined within agreed extended period

- Number of applications determined within 16 weeks
- Number of applications not determined within 16 weeks

- Number of applications determined within agreed period
- Number of applications not determined within agreed period

3.3c) Percentage all EIA applications determined on target

Total number of applications determined on target	0
Total number of applications not determined on target	0
Total number determined	0

Percentage determined on target **100.00%**

3.3c) Percentage all EIA applications determined on target

- Total number of applications determined on target
- Total number of applications not determined on target

3 Percentage major applications determined within 26 weeks

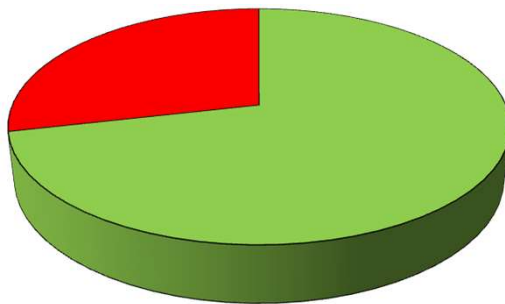
Number of major applications determined within 26 weeks
Number of major applications determined in over 26 weeks
Total number determined

5
2
7

Percentage determined within 26 weeks

71.43%

3.4 Percentage major applications determined within 26 weeks



- Number of major applications determined within 26 weeks
- Number of major applications determined in over 26 weeks

4 Percentage all applications determined within 26 weeks

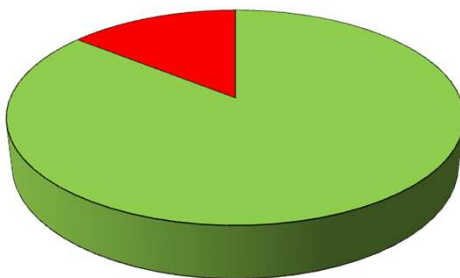
Number of all applications determined within 26 weeks
Number of all applications determined in over 26 weeks
Total number determined

12
2
14

Percentage determined within 26 weeks

85.71%

3.5 Percentage all applications determined within 26 weeks



- Number of all applications determined within 26 weeks
- Number of all applications determined in over 26 weeks

Effectiveness of Pre-application Advice

4 Effectiveness of pre-application advice by application type

	Minor		Major		EIA	
	With pre-app	Without pre-app	With pre-app	Without pre-app	With pre-app	Without pre-app
% Invalid when received	25.00%	Null	0.00%	50.00%	null	null
% Approved	83.33%	Null	0.00%	100.00%	null	Null
% Determined on target	66.67%	Null	66.67%	0.00%	null	Null
% Refused	0.00%	0.00%	Null	Null	null	Null

Post Application

5 Number of submissions under condition received by type

Number of county development schemes received	24
Number of minerals schemes received	0
Number of waste schemes received	4
Number of reserved matters submissions received	0

Total number received 28

5 Percentage submissions determined within 8 weeks

Number of submissions determined within 8 weeks	7
Total number of submissions determined	32

Percentage determined within 8 weeks 21.88%

5 Number of appeals lodged

Total number of appeals lodged 0

5 Percentage appeals won

Number of appeals won	0
Total number of appeals lodged	0

Percentage won Null